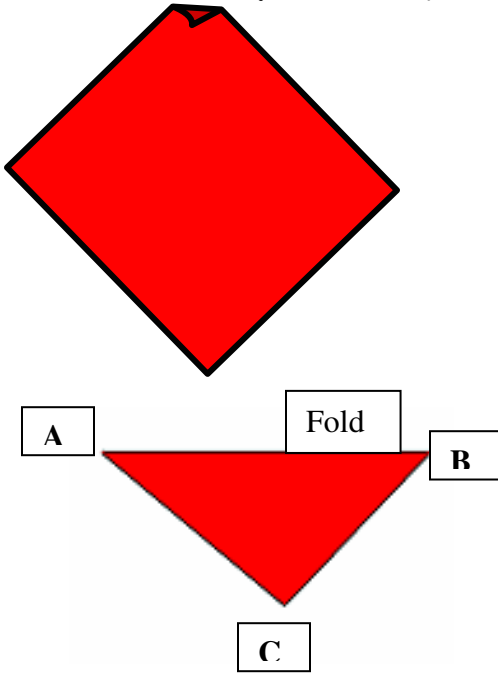


## Neck-kerchief baby bird holder:

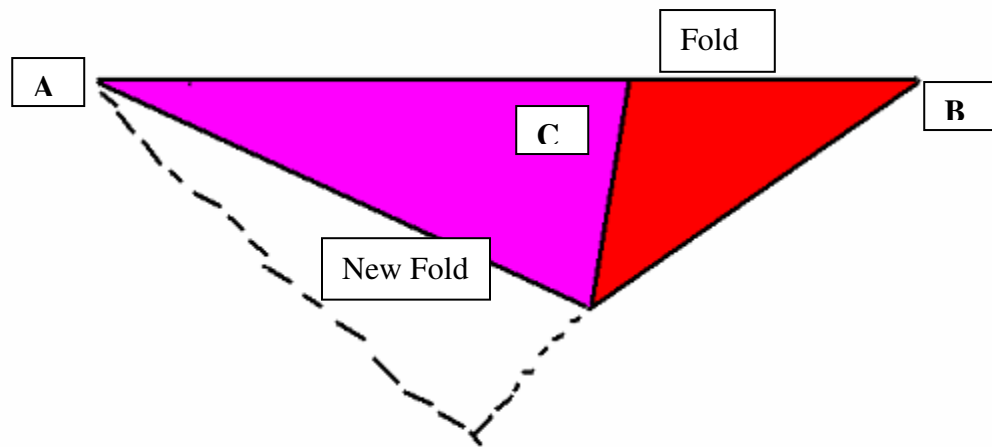
Step 1

Get a large sized bandana from the store or a square of your favorite material about that size.



Fold so that the long top is a "fold" and the "C" corner is two end pieces.

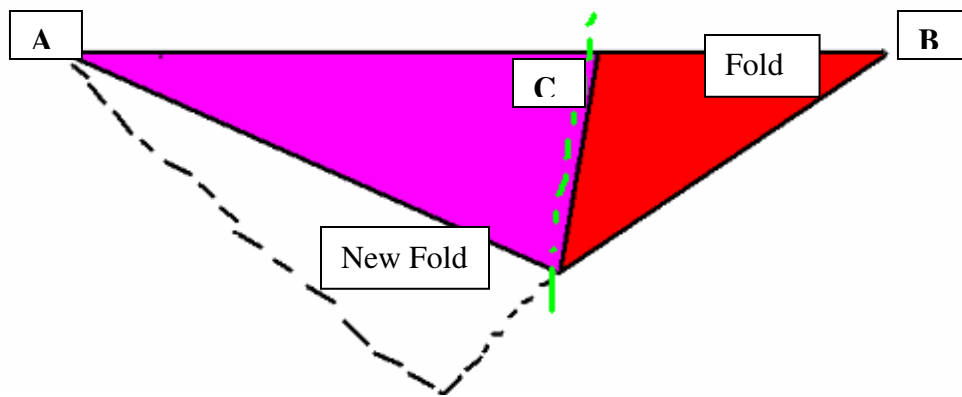
Step 2



Fold "C" up to Top Fold and pin in place

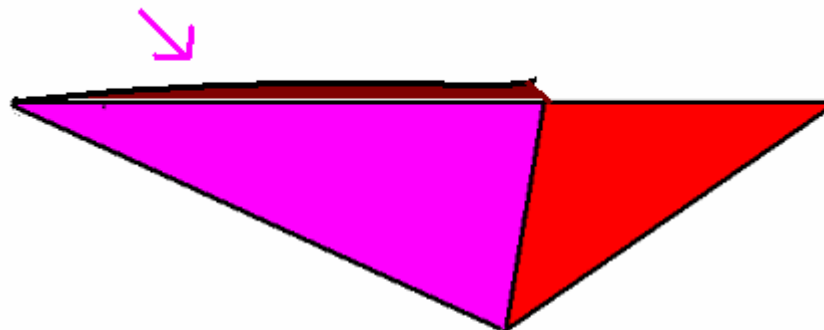
Step 3

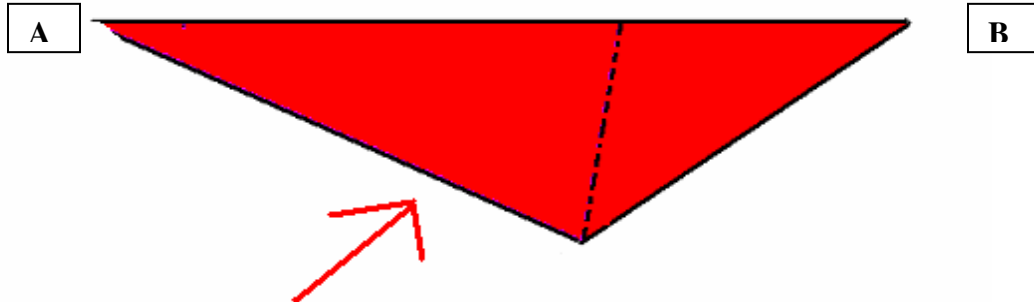
SEW (or safety pin) where the green line shows. You can sew through just the back layer of the side represented in red so that it does not show in the front of Kerchief- or sew all the way through both sides if you don't care.



This will create a "pocket" area.  
Turn Kerchief around- to front side

Step 4





This will be the nest place for the baby. Then pin or tie, "A and B" together around your neck to the baby is in front under chin area.

This is part of my "smuggling the baby pigeon places", equipment. The baby, by nature, when it is really young, prior to pinning out will remain quite and snugly in here. Later it will attempt to peek out but will be quite content to sit in neck wrap with out trying to get out. (use with sock diaper to prevent mess.)